

Lesson 4 – Floral Art Website page

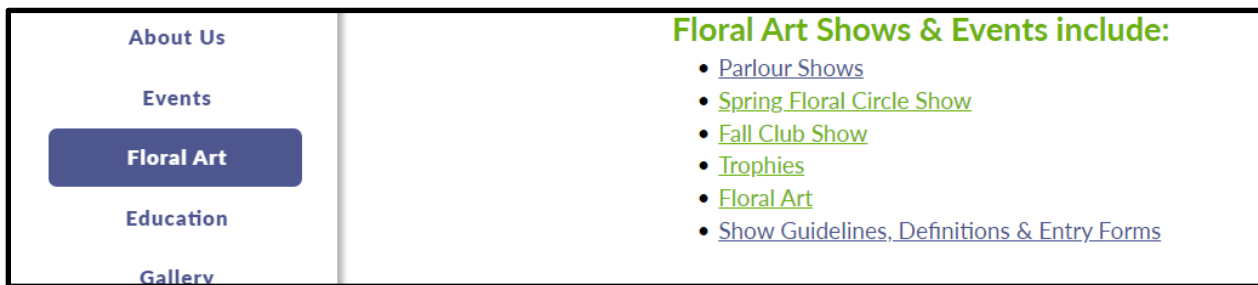


- ❖ Continuing with our ongoing website lessons. This month's lesson shows where to find information needed to enter a Floral Show.

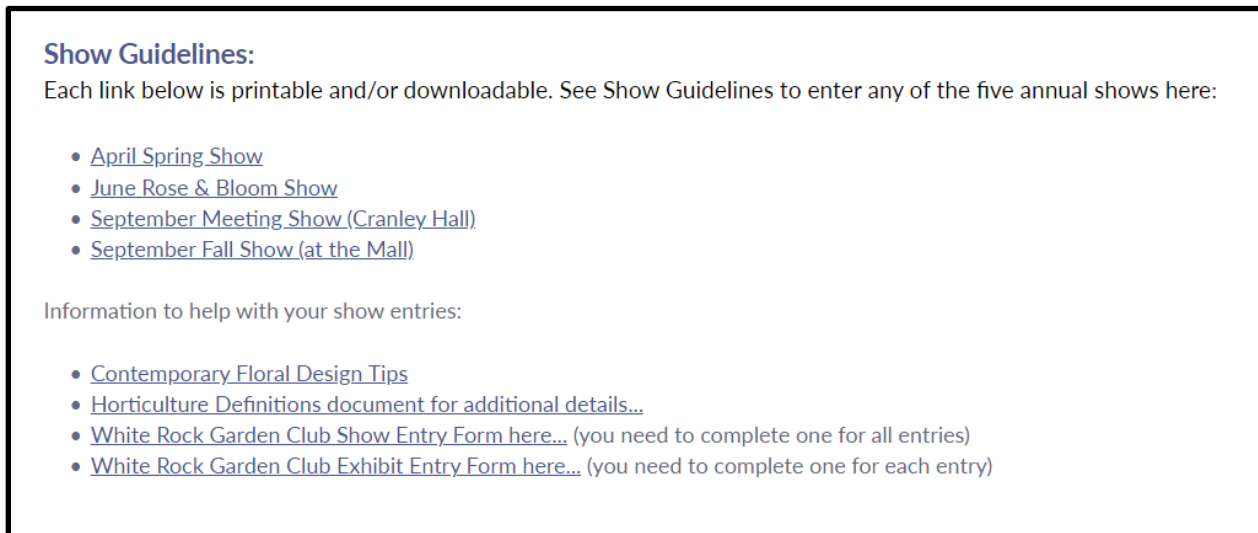
Getting ready for the April Spring Show! The information and forms are on the website? You can also find information on previous year's entries for Parlour Shows, Spring Floral Circle Shows, Fall Club Shows and Trophies. Show Schedules for the current year, Guidelines, Definitions & Entry Forms can be printed from the website.

Let's look at the forms needed to enter shows:

1. Click on the Floral Art tab and scroll down to see Floral Art Shows & Events include: Click on **Show Guidelines, Definitions & Entry Forms**:



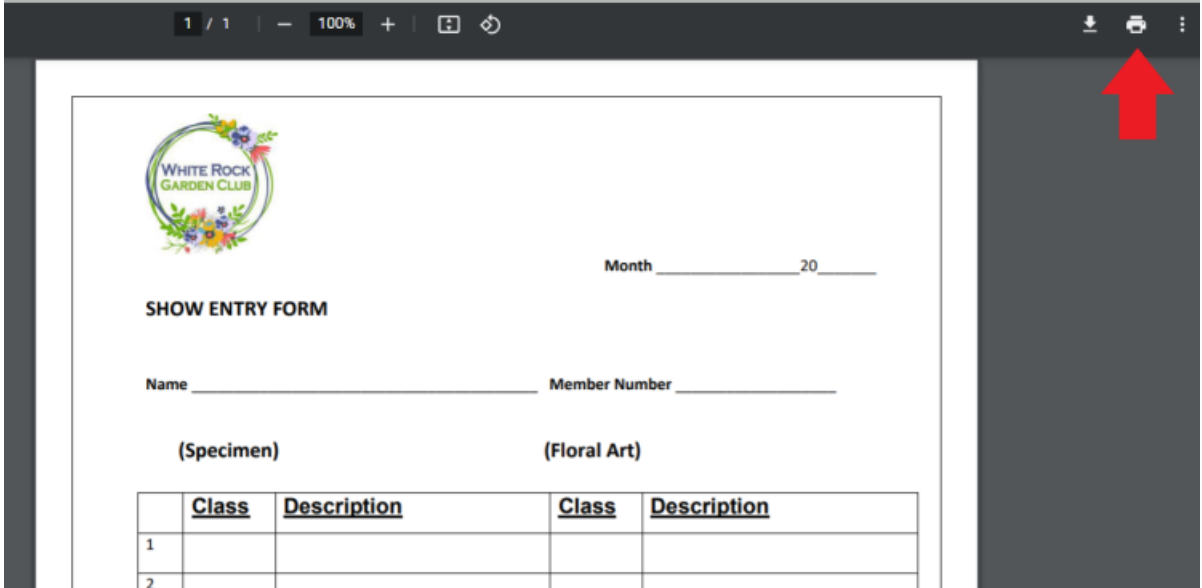
You will see this display:



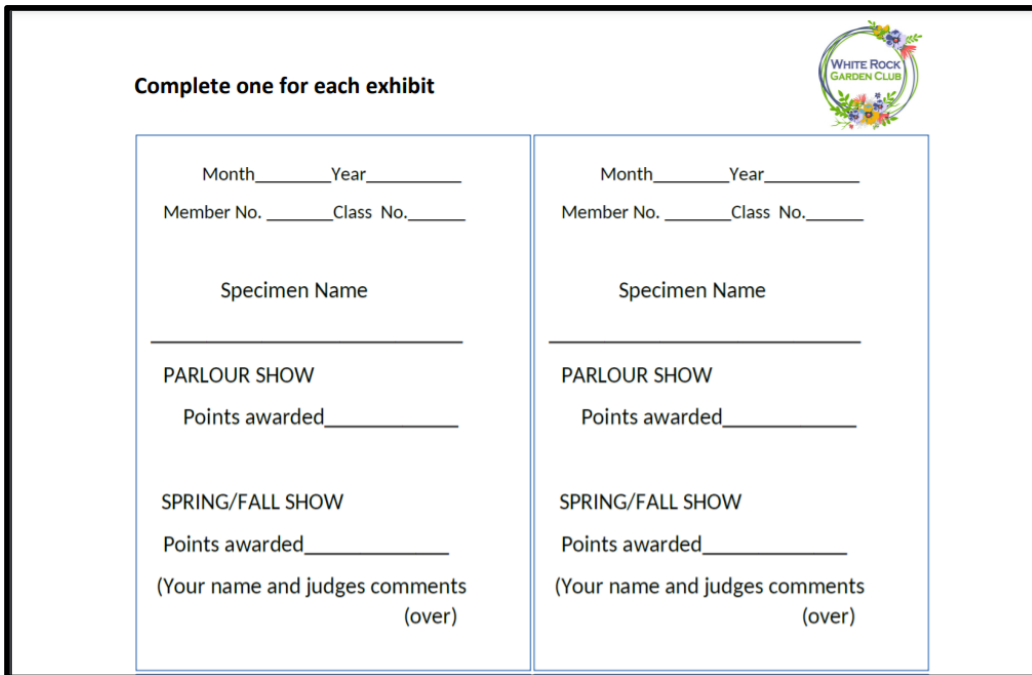
Each underlined statement is a link to the information. If you want to see the contemporary floral design tips or horticulture definitions click on those statements, if you want to see the Exhibit Entry forms click on that link, etc. Each hyperlink will open in a new tab in your browser.

Lesson 4 – Floral Art Website page

- Open the **“White Rock garden Club Show Entry Form”**. From that display you will see a picture of a printer in the top right corner and by clicking on it you can print the form.



- Open the **“White Rock Garden Club Exhibit Entry Form”**. You will see one page with four entry forms. Once printed these forms can be cut apart for four entries.



Lesson 4 – Floral Art Website page

- Each show link April to November is the list of what can be entered for those specific shows.
- Click on April Spring Show to see the Schedule. You should see this:

April Spring Show 2022	
	
POTTED INDOOR PLANTS	
CLASS	Description
1a	African Violets – one crown, single or double flowered
1b	African Violets – trailing
2	Gesneriads in bloom – pot not over 6” in diameter (not African Violets)
3	Any potted plant, not listed, in bloom, pot not over 8” in diameter
4	Foliage plant in 8” pot or smaller
5	Any one cactus or succulent – pot not over 8” in diameter
6	Collection of 5 or more cacti and/or succulents planted in container not over 10”
8	One succulent in an egg cup
CUT FLOWERS	
9	Anemones c.v.a. – 3 stems
10	English daisies c.v.a. – 5 stems
11	Pansies or Violas – 3 cuts or stems
12	Primroses, one flower on one stem c.v.a.- 5 stems
13	Polyanthas Primroses (multiple flowers on 1 stem) – 3 stems
14	Garden Violets c.v.a.- 5 stems
15	Any cut flower, not listed – 5 stems NOTE; NOT SHRUBS
16	Any cut flower 16” or more in height – 1 stem (measure from table to flower top.)
FLOWERING BULBS	
17a	Tulips c.v.a.- single, one vase – 5 blooms
17b	Tulips c.v.a. – double, one vase – 3 blooms
18	Tulips, multi headed -- 3 stems (more than 1 flower on each stem)
19	Tulip – parrot – 3 blooms
20	Any other tulip – 3 blooms
21	A vase of any variety of narcissi c.v.a. – 5 blooms
22	King Alfred Daffodil – 1 bloom

If you have questions on show entries they should be directed to **Donna Lawson** or **Johanna Mramor** .

Questions on the website?

You can contact any member of the Website Committee for answers.

WRGC Website Committee

(Bev Sass, Melanie Rantucci, Margrit Elmiger-Isert, Marilyn Murphy, Eileen Davidson and Osana Seselja)